

















Portfolio Holder Performance Report - Quarter 2 2017/18

Portfolio - Public Protection

PI Status		Long Term Trends		Short Term Trends	
	Alert		Improving		Improving
	Warning		No Change		No Change
	OK		Getting Worse		Getting Worse
	Unknown				
	Data Only				

Action Status	
	Cancelled
	Overdue; Neglected
	Unassigned; Check Progress
	Not Started; In Progress; Assigned
	Completed

Portfolio - Public Protection

Indicators

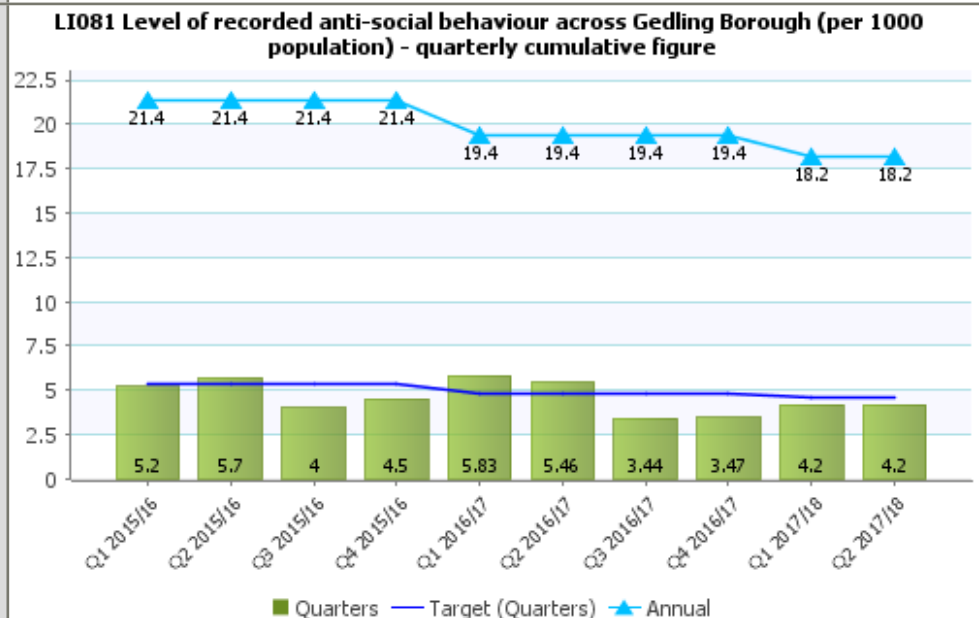
LI081 Level of recorded anti-social behaviour across Gedling Borough (per 1000 population) - quarterly cumulative figure




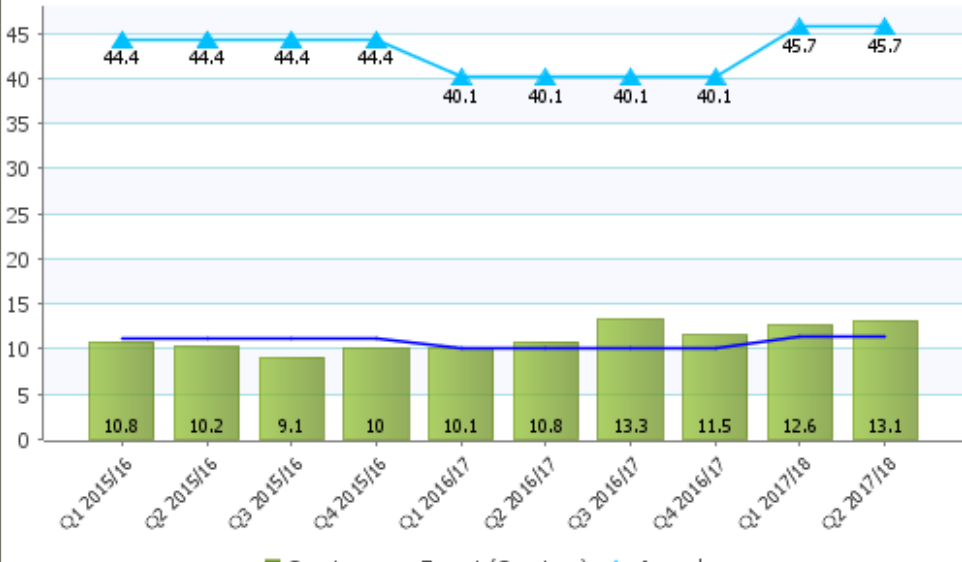
Managed By	Andy Callingham	Status	✓
Current Value	Current Target	Trend compared to last period	Trend compared to year ago
4.2	4.55	▬	↓

Latest Note






The level of anti-social behaviour recorded in the Borough for the first quarter of 2017-2018 is showing a 23.2% reduction compared to the same period in 2016-2017. This equates to 4.2 offences per 1000 population, 298 less offences than the previous year.

Performance against target












LI076 Level of All Crime across Gedling Borough rate per 1000 population																																															
Managed By	Andy Callingham	Status																																													
Current Value	Current Target	Trend compared to last period	Trend compared to year ago																																												
13.1	11.43																																														
Latest Note	<p>The level of All Crime in the Borough has seen an increase during Quarter 2 2017-2018. There has been an increase of 26.2% compared to the same period of time in 2016-2017 which equates to 631 more crimes. There has been a large increase in vehicle crime and also overall violence that in itself is in a large part related to changes in Police recording practices and sexual offences many of which may be attributed to increase in historical incident reports.</p>																																														
Performance against target	<p>LI076 Level of All Crime across Gedling Borough rate per 1000 population</p>  <table border="1"> <thead> <tr> <th>Period</th> <th>Quarters</th> <th>Target (Quarters)</th> <th>Annual</th> </tr> </thead> <tbody> <tr><td>Q1 2015/16</td><td>10.8</td><td>11.43</td><td>44.4</td></tr> <tr><td>Q2 2015/16</td><td>10.2</td><td>11.43</td><td>44.4</td></tr> <tr><td>Q3 2015/16</td><td>9.1</td><td>11.43</td><td>44.4</td></tr> <tr><td>Q4 2015/16</td><td>10</td><td>11.43</td><td>44.4</td></tr> <tr><td>Q1 2016/17</td><td>10.1</td><td>10.8</td><td>40.1</td></tr> <tr><td>Q2 2016/17</td><td>10.8</td><td>10.8</td><td>40.1</td></tr> <tr><td>Q3 2016/17</td><td>13.3</td><td>10.8</td><td>40.1</td></tr> <tr><td>Q4 2016/17</td><td>11.5</td><td>10.8</td><td>40.1</td></tr> <tr><td>Q1 2017/18</td><td>12.6</td><td>11.43</td><td>45.7</td></tr> <tr><td>Q2 2017/18</td><td>13.1</td><td>11.43</td><td>45.7</td></tr> </tbody> </table> <p>■ Quarters — Target (Quarters) ▲ Annual</p>			Period	Quarters	Target (Quarters)	Annual	Q1 2015/16	10.8	11.43	44.4	Q2 2015/16	10.2	11.43	44.4	Q3 2015/16	9.1	11.43	44.4	Q4 2015/16	10	11.43	44.4	Q1 2016/17	10.1	10.8	40.1	Q2 2016/17	10.8	10.8	40.1	Q3 2016/17	13.3	10.8	40.1	Q4 2016/17	11.5	10.8	40.1	Q1 2017/18	12.6	11.43	45.7	Q2 2017/18	13.1	11.43	45.7
Period	Quarters	Target (Quarters)	Annual																																												
Q1 2015/16	10.8	11.43	44.4																																												
Q2 2015/16	10.2	11.43	44.4																																												
Q3 2015/16	9.1	11.43	44.4																																												
Q4 2015/16	10	11.43	44.4																																												
Q1 2016/17	10.1	10.8	40.1																																												
Q2 2016/17	10.8	10.8	40.1																																												
Q3 2016/17	13.3	10.8	40.1																																												
Q4 2016/17	11.5	10.8	40.1																																												
Q1 2017/18	12.6	11.43	45.7																																												
Q2 2017/18	13.1	11.43	45.7																																												


Actions

Title	Managed By	Status	Completion Date	Progress Bar	Notes
Develop and implement an enforcement programme to discourage environmental crime	Andy Callingham		31-Mar-2018	<div><div>50%</div></div>	Ongoing enforcement particularly in areas of higher environmental crime
Implement the taxi licensing improvement plan	Andy Callingham		31-Mar-2018	<div><div>65%</div></div>	
Identify and evaluate options for delivering CCTV in partnership with Nottinghamshire Police and other local authorities	Andy Callingham		31-Mar-2018	<div><div>80%</div></div>	Proposal submitted by Nottingham City Council which requires further clarification, this is ongoing
Deliver the Council's contribution to the activities and priorities of the South Nottinghamshire Community Safety Partnership	Andy Callingham		31-Mar-2018	<div><div>37%</div></div>	
Continue to invest in new and existing CCTV in priority hotspots	Andy Callingham		31-Mar-2018	<div><div>100%</div></div>	Cameras installed in Gedling Country Park and Calverton

Portfolio Owners Community Development Portfolio

NB there are no performance indicators reported on a quarterly basis for this portfolio.

Title	Managed By	Status	Completion Date	Progress Bar	Notes
Target actions to support the most deprived communities within the Borough	Lance Juby		31-Mar-2019	<div><div>35%</div></div>	
Implement actions to support the Council's Armed Forces Community Covenant	Lance Juby		31-Mar-2018	<div><div>5%</div></div>	
Deliver a programme of community events	Lance Juby		31-Mar-2018	<div><div>50%</div></div>	
Progress asset transfer or disposal of the Council's community centres	Lance Juby		31-Mar-2018	<div><div>21%</div></div>	
Promote and encourage employee and community volunteering and residents' involvement in local activities	Lance Juby		31-Mar-2018	<div><div>62%</div></div>	
Support further development of Gedling Youth Council and ensure young people are an integral of the Council's decision making process	Lance Juby		31-Mar-2018	<div><div>8%</div></div>	
Build a positive relationship with our Parish Councils and rural communities	Lance Juby		31-Mar-2018	<div><div>16%</div></div>	
Develop and implement Gedling Elected Members Standard	Alec Dubberley		31-Mar-2018	<div><div>25%</div></div>	
Complete the Community Governance Review of Bestwood St Albans Parish	Alec Dubberley		31-Mar-2018	<div><div>66%</div></div>	

Title	Managed By	Status	Completion Date	Progress Bar	Notes
Bid for Heritage Lottery funding for a heritage centre and heritage trail at Gedling Country Park	David Wakelin		31-Mar-2018	<div><div>51%</div></div>	